

# Proper waste separation and disposal

## Basic rules for garbage

- Always separate your garbage and check the waste collection calendar so you can put out your garbage on the correct garbage collection day.
  - Take out your garbage by 8:00 AM on the morning of garbage collection day.
  - Put combustible waste, non-combustible waste, and plastic packages into the paid designated collection bags, and tie the opening shut firmly so that garbage does not fall out.
  - Note that your garbage will not be collected if the garbage rules are not followed.
- Note: This leaflet shows waste sorting categories using different colors, which are linked to the colors on the waste collection calendar (separately distributed) and symbols on the waste separation app.

## Combustible Waste [Paid (some free)]

可燃

Check the waste collection calendar, and put out combustible waste on the day of the category and color shown on the left



Put out this waste on the days with the mark on the left in the waste sorting app.

### Disposal

Put combustible waste in a green designated collection bag.

- Items with the longest side measuring 50 cm or longer should be treated as oversized waste.
- Designated collection bags are for both combustible and non-combustible waste, but sort waste accordingly.

### Treated as combustible waste from October 2022

**Vinyl products**

**Plastic products (less than 15 cm)**

**Rubber/silicon products**

**Leather products (excluding clothing, bags, and belts)**

### Examples

**Food waste**

**Dirty paper, clothes**

**Plastic packaging with stubborn stains**

**Packaging of yogurt, etc. (paper)**

**Tapes**

**Shoes**

**Pillows (under 50 cm)**

**Other**

This waste cannot be recycled, so treat it as "combustible waste (paid)": paper tissues, paper towels, photographs, vinyl laminated paper, aluminum laminated paper, cellophane, oil absorbing paper, etc.

This waste can be disposed of without a designated collection bag (Use a transparent/translucent bag.)

**Disposable diapers**

Put disposable diapers in their own transparent or translucent bag. Write the label "カミオムツ" on the side of the bag.  
\*Remove excrement from diapers first.  
\*Put disposable diapers for pets in designated collection bags (green).

### Fallen leaves, weeds, etc.

Put fallen leaves, weeds, etc. in their own transparent or translucent bag.  
\*Put waste from home gardens into designated collection bags (green).  
\*You can dispose of up to three 40 liter bags at once.

### Branches of bamboo, bamboo grass, hemp palm, ginkgo, pine, etc.

Branches of bamboo, bamboo grass, hemp palm, ginkgo, pine, and other such plants measuring less than 50 cm long and 10 cm thick (diameter) should be bound with a cord, or else put in transparent or translucent bags, and treated as "combustible waste (free)". Anything larger should be treated as oversized waste.

### Non-recyclable plastic packaging

Items that are hard to fully clean, such as food tubes and natto sauce packets can be treated as "combustible waste (paid)". However, if you can clean the inside, please dispose of them as "plastic packaging".

## Non-combustible waste [Paid]

不燃

Check the waste collection calendar, and put out combustible waste on the day of the category and color shown on the left.



Put out this waste on the days with the mark on the left in the waste sorting app.

### Disposal

Put non-combustible waste in green designated collection bags.

- Use designated collection bags (green).
- Items with the longest side measuring 50 cm or longer should be treated as oversized waste.
- In the case of appliances, items with the longest side 50 cm or longer should be treated as oversized waste.
- Designated collection bags are for both combustible and non-combustible waste, but sort waste accordingly.

### Examples

**Ceramics**

**Glass**

**Plastic products (15 cm or longer)**

**Blades**

Wrap needles and razors in rubber ktape. Wrap broken glass, knives, scissors, and other blades in paper or cloth, and label them dangerous.

**Mirrors**

**Dirty glass bottles**

**Metal/plastic toys**

**Cleats/safety shoes**

**Radios (less than 40 cm)**

**Toasters (less than 40 cm)**

**Rice cookers (less than 40 cm)**

**Separately purchased glass bottles (for making liquor, etc.)**

Poles (umbrellas, gardening stakes) less than 1 m long

- (1) Put up to 4 items at least half way in each designated collection bag, and tie the opening shut tightly.
- (2) Tie up to 4 items with a cord, and attach a green designated collection bag.

\*To dispose of 5 items or more, apply for oversized waste pickup or split

## Plastic packages [Paid]

容プラ

Check the waste collection calendar, and put out combustible waste on the day of the category and color shown on the left.



Put out this waste on the days with the mark on the left in the waste sorting app.

### Disposal

Put plastic packaging in pink designated collection bags.

- Rinse out the packaging until it is clean.
- Empty the contents and rinse the inside to remove filth and contaminants.

### Examples

Plastic packages and wrappers with this mark:

**Labels and caps of PET bottles**

**Packages for ready to eat meals / dishes**

**Shampoo and soap bottles**

**Food trays**

**Snack / food bags**

**Food tubes**

**Shopping bags**

**Egg cartons**

**Padding**

**Fruit nets**

Tubes can be treated as "plastic packaging" if you cut them and clean out the contents.

## Details of designated collection bags

Combustible waste    Non-combustible waste    dual use bag

Size	Price (pack of 10 bags)
XS (5 liter equivalent)	¥100
S (10 liter equivalent)	¥200
M (20 liter equivalent)	¥400
L (40 liter equivalent)	¥800



Plastic packages

dedicated bag

Size	Price (pack of 10 bags)
S (10 liter equivalent)	¥100
M (20 liter equivalent)	¥200
L (40 liter equivalent)	¥400



\*See reverse as well.



# PET bottles, lighters, glass bottles, toxic items [Free]

ペット  
ライター  
びん  
有害物

Check the waste collection calendar, and put out combustible waste on the day of the category and color shown on the left.



Put out this waste on the days with the mark on the left in the waste sorting app.

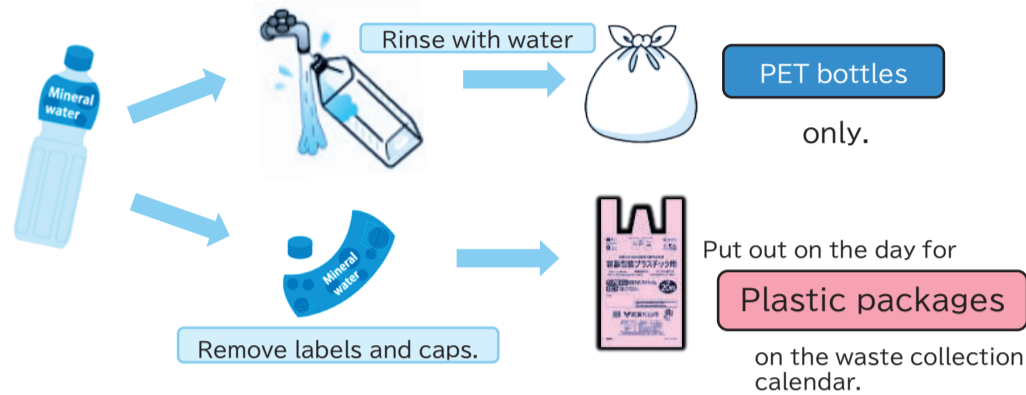
## Disposal

● PET bottles, lighters, glass bottles, and toxic items all have the same collection days. However, you should separate them by category and put them in transparent or translucent bags.

### PET bottles

**\*PET bottles cannot be collected unless the caps and labels have been removed.**

- Empty the contents and rinse out the bottle.
- Remove the cap and label, and only put the bottle in the bag. (Treat the cap and label as "plastic packaging".)



### Lighters

- Separate lighters from other waste. You can dispose of them even if they still contain lighter fluid.



### Glass bottles

- Rinse glass bottles lightly and remove the caps.
- Label broken bottles as "フレモノ" (broken bottles) on the bag.



### Warning


Treat glass bottles purchased separately, such as glass cups, vases, and glass tableware (and glass bottles for making liquor), as well as glass bottles that cannot be cleaned as "non-combustible waste".

### Non-combustible waste



### Toxic items

- Separate batteries (including electronic cigarettes), mercury thermometers, fluorescent lights, and the like by category into transparent or translucent bags, and label them as "ユウガイ" (toxic).



Put fluorescent lights, mercury thermometers, and other items made of glass in the containers they came in at time of purchase, or else wrap them in newspaper.



# Cans, Metal [Free]

かん  
金属

Check the waste collection calendar, and put out combustible waste on the day of the category and color shown on the left.



Put out this waste on the days with the mark on the left in the waste sorting app.

## Disposal

- Use a transparent or a translucent bag.

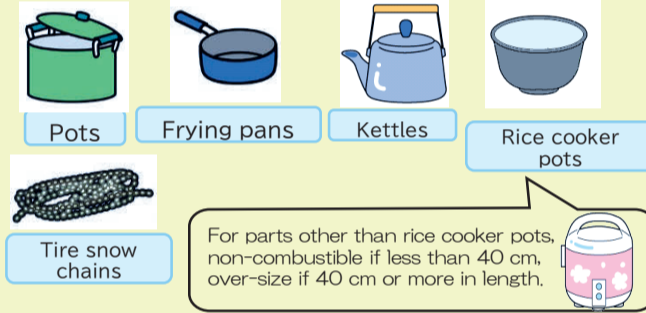
### Cans

- Use the contents, then rinse the cans.



## Metals

- Metal containers such as pots, frying pans, kettles
- Items less than 50 cm in length made only of metal.



For parts other than rice cooker pots, non-combustible if less than 40 cm, over-size if 40 cm or more in length.

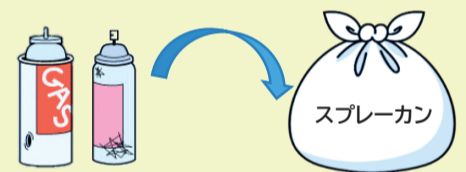
Crush 18 L drums before putting them out.

## Disposing of spray cans

### Disposal of aerosol cans (spray cans) and gas canisters

1. Empty the contents. (There is no need to punch a hole.) The can is empty when it makes a rattling sound.
2. Put spray cans in a separate bag from other cans and metals, and clearly label the bag "スプレーカン" (spray cans).

◎ If you cannot empty the contents, spray the contents in a well-ventilated area outside.



# Used paper, cloth, tree branches, stuffed toys, shoes, bags, and belts. [Free]

古紙等

Check the waste collection calendar, and put out combustible waste on the day of the category and color shown on the left.



Put out this waste on the days with the mark on the left in the waste sorting app.

### Newspapers, magazines, and corrugated cardboard


Separately bind newspapers (including flyers), magazines, and corrugated cardboard with cord or put them into separate paper bags.



### Miscellaneous recyclable papers

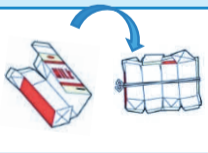
Fold recyclable papers other than newspapers, magazines, corrugated cardboard, and paper cartons and put them into a paper bag.

\*Water-proofed paper cups and instant ramen cups, as well as vinyl laminated paper, photographs, heat sensitive paper, carbon paper, treated paper, dirty or smelly paper, etc. should be put out on "combustible waste" day.



### Paper cartons

Make sure to [rinse, cut open, and dry] and bind with cord before disposing of paper cartons. Note: Aluminum-coated paper cartons should be taken out on combustible waste collection days.



### Cloths, plush toys, clothing, bags, blankets, belts


Bundle clothing, cloths (towels, sheets, curtains, etc.), blankets, bags, and belts, or put them in a transparent or translucent bags. \*Dispose of quilted sheets, as well as heavily soiled and torn items on the disposal day for "combustible waste". Do not put these items out on rainy days, since they cannot be recycled once they get wet.



### Pruned branches

Make sure to cut tree branches [less than 50 cm long, less than 10 cm in diameter] and bind them with cord. The diameter of the bundled branches should be less than 30 cm. Note that up to three bundles may be disposed of at one time.

Note: Take out bamboo, bamboo grass, hemp palm, ginkgo, and pine tree branches on combustible waste collection days.



# Oversized waste [Paid]

## Disposal

- (1) Make a reservation for oversized waste collection. Waste Management Section ☎ 042-565-1111 (extensions 292 - 294) Weekdays: 8:30 - 17:15
- (2) Purchase waste disposal tickets.
- (3) Put on the waste disposal tickets and put out the oversized waste by 8:00 AM on collection day.

### Waste disposal tickets

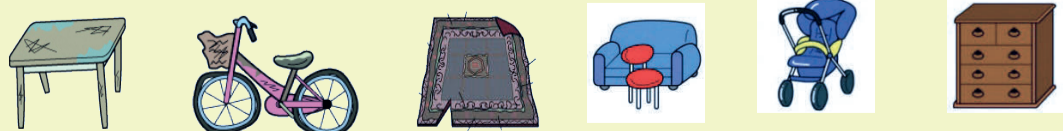


## Examples

- Household appliances (excluding televisions, air conditioners, refrigerators, washing machines, clothes dryers, and PCs) → Items with the longest side exceeding 40 cm
- \*Oil stoves, fan heaters, combo ovens, microwave ovens less than 40 cm are also oversized waste.



- Items other than home appliances → Items with the longest side exceeding 50 cm.



Note: If you have any further questions, please contact:

Waste Treatment Division, Collaboration Facilitation Department, Musashimurayama City Authority  
TEL: 042-565-1111 Ext: 292-294 FAX: 042-563-0803 Email: gomi-g@city.musashimurayama.lg.jp